

# RL 2030, 50Hz

## Electric submersible pump

### Specifications

Portable electric submersible pump for dewatering of construction sites, mines, flooded areas etc. Designed for handling liquid with abrasive particles. Prot class IP68

### Pump Types

RL 2034 Medium head, single-phase or 3-phase  
 RL 2032 Low head/High volume, single-phase or 3-phase

### Electric Motor

Single-phase squirrel cage induction motor with built-in capacitor and contactor.  
 3-phase: Squirrel cage induction motor with built-in contactor.  
 Insulation: Class F (+155C), IEC 85

Data	"F @S\$"	1~	3~
Rated Output	kW	2.0	2.0
Rated Current A	230v	12.0	7.3
	400v		4.2
	500v		3.5
Shaft speed	rpm	2900	2900

*Other voltage upon request*

### Motor Protection

Thermal switch in each winding (+135 degree C)

### Cable

Oil and wear resistant rubber cable type HO7RN-F  
 1~: 15m 3x2.5mm<sup>2</sup>  
 3~: 15m 4x1.5mm<sup>2</sup>

### Shaft Seal

Double seals with oil compartment  
 Primary seal: Silicon carbide against silicon carbide.  
 Secondary seal: Lip seal

### Bearings

Single-row ball bearing with C3 clearance.

### Materials

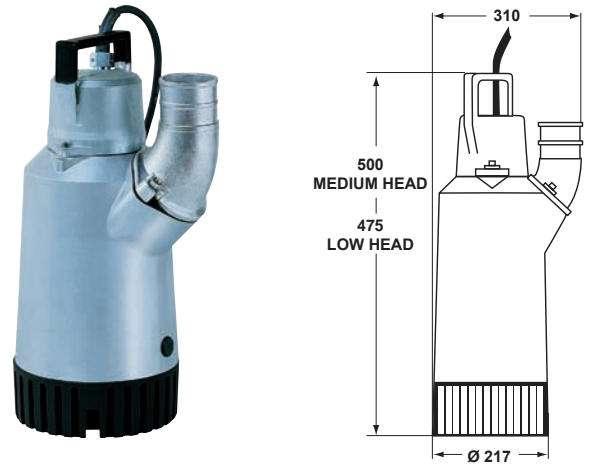
Castings: Aluminium  
 Outer-casing: Aluminium  
 Shaft: Stainless steel  
 Fasteners: Stainless steel  
 Impeller: Cr-alloyed white cast iron, 55Rc  
 Wear parts: Natural rubber

### Discharge connection

3" std, 4" opt, hose, BSP or NPT

### Accessories

Low suction collar  
 Float switch  
 Zinc anodes  
 Stainless steel strainer  
 Epoxy coating  
 Quick coupling type 1, 2.5"

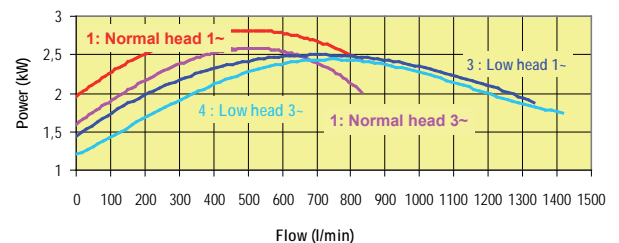


Weight: 20 kg

Dimensions (mm).

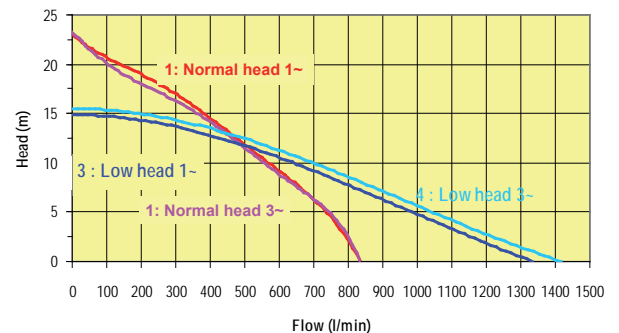
### Power (kW)

According to ISO 9906 - ANNEX A



### Flow Chart

According to ISO 9906 - ANNEX A



### Features

Robust design  
 Lightweight and user friendly  
 Wear resistant wet end in CR-alloy steel and natural rubber  
 Adjustable wear parts  
 Built-in capacitor and contactor  
 Easy installation

### Designed for:

Heavy duty pumping of abrasive liquids.  
 Max submersible depth of 20m.  
 Max temperature of liquid +40C.  
 Max density of liquid, 1.100kg/m<sup>3</sup>.  
 pH of the liquid between 5-8.  
 For special applications contact Weda pump.



# ÜSAGE 30, 60Hz

## Electric submersible pump

### Specifications

Portable electric submersible pump for dewatering of construction sites, mines, flooded areas etc. Designed for handling liquid with abrasive particles. Prot class IP68

### Pump Types

ÜSAGE H Low head/High volume, single-phase or 3-phase  
 ÜSAGE M Medium head, single-phase or 3-phase

### Electric Motor

Single-phase squirrel cage induction motor with built-in capacitor and contactor.  
 3-phase: Squirrel cage induction motor with built-in contactor.  
 Insulation: Class F (+311F), IEC 85

Data	1~	3~
Rated Output	hp 3.8	3.8
Rated Current A	230v 15.3	-
	460v 4.2	
Shaft speed	rpm 3550	3550

Other voltage upon request

### Motor Protection

Thermal switch in each winding (+266 degree F)

### Cable

Oil and wear resistant rubber cable  
 1~: 3x65ft AWG 14  
 3~: 4x65ft AWG 16

### Shaft Seal

Double seals with oil compartment  
 Primary seal: Silicon carbide against silicon carbide.  
 Secondary seal: Lip seal

### Bearings

Single-row ball bearing with C3 clearance.

### Materials

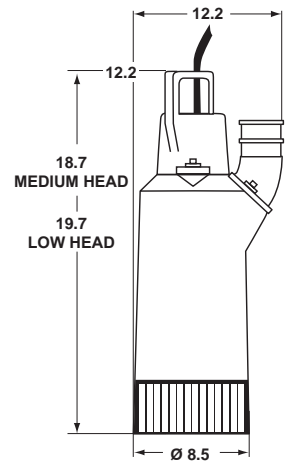
Castings: Aluminium  
 Outer-casing: Aluminium  
 Shaft: Stainless steel  
 Fasteners: Stainless steel  
 Impeller: Cr-alloyed white cast iron, 55Rc  
 Wear parts: Nitrile rubber

### Discharge connection

3" NPT std, opt 4", hose and BSP

### Accessories

Low suction collar  
 Float switch  
 Zinc anodes  
 Stainless steel strainer  
 Epoxy coating  
 Quick coupling type 1, 2.5"

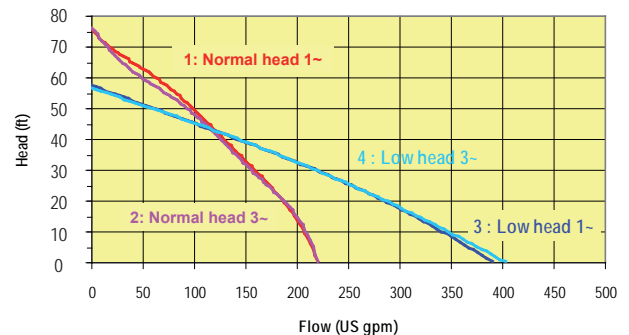


Weight: 44.1 lbs

Dimensions (in).

### Flow Chart

According to ISO 9906 - ANNEX A



### Features

Robust design  
 Lightweight and user friendly  
 Wear resistant wet end in CR-alloy steel and natural rubber  
 Adjustable wear parts  
 Built-in capacitor and contactor  
 Easy installation

### Designed for:

Heavy duty pumping of abrasive liquids.  
 Max submersible depth of 66ft.  
 Max temperature of liquid +104F.  
 Max density of liquid, 68lbs/ft³.  
 pH of the liquid between 5-8.  
 For special applications contact Weda pump.

